

Stainless Panel PC

(Intel® ATOM N2600 Platform)

Stainless Flat Touch Panel PC

MODEL #: R15ID3S-65A1FTE


Mechanical Design



C1D2
Certification
Coming in Sep

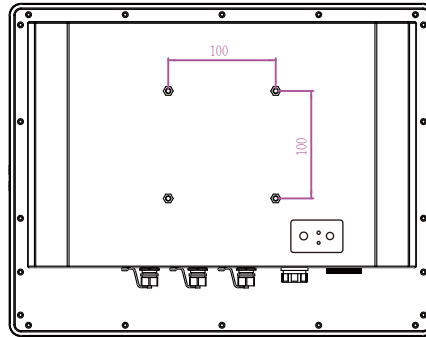
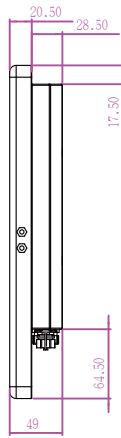
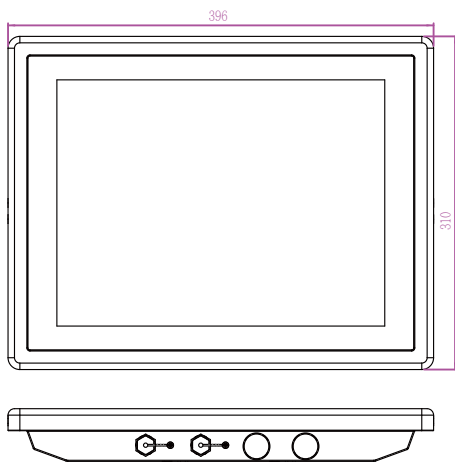
Features

- Designed with NEMA 4 (IP65) dust proof and water protection
- Class 1 Division 2 Hazardous Area tested
- Robust and fanless design for reliable operation
- Fanless Cooling System and Ultra Low power consumption
- Support Intel Atom N2600 processor
- Stainless Housing suitable for food, and medical industries
- Special Flat Touch Design easy to maintain
- ELO 5W Resistive Touch (R15ID3S-65A1FTE)



① ② ③ ④

1. Power (12V DC in)
2. 2 x USB
3. LAN
4. COM



* Note: this is a simplified drawing and some components are not marked in detail. Please contact our sales representative if you need further product information.

System Specifications

TFT Characteristics :

- Resolutions : 1024 x 768
- Brightness : 400 cd/m² (typ.)
- Contrast Ratio : 700 : 1 (typ.)
- Viewing Angles : -80~80(H); -60~80(V)
- Max Colors : 16.2M

Accessories :

- External Power Supply 90W w/power cord

Mechanical Specification :

- Cooling System : Fanless design
- Dimension(W x H x D) : 396 x 310 x 49(mm)

System Specifications :

- Processor : Intel® Atom N2600 1.66GHz
- BIOS : AMI 16Mbit Flash
- System Chipset : Intel® NM10
- Memory Slot : 1x DDR3 SO-DIMM 800/1066 MHz, max 4GB
- Audio : Realtek ALC886 HD Audio Codec
- SATA : 1 x SATA II
- Expansion Slot : 1 x Mini PCIe (for SATA SSD) ; 1 x Mini PCIe (For wireless Module)
- Certification : C1D2, CE, FCC, RoHS

* A customized housing is needed if you would like to have the PCI expansion.

Environment Considerations :

- Operating Temperature : -20°C ~60°C
- Operating Humidity : 30% to 90% (non condensing)

Input/ Output Connectors :

- Ethernet LAN : 1 x RJ45-10/100 Mbps
- COM : 1 x RS232(Optional RS422/RS485)
- USB : 2 x USB Type-A Receptacle
- Power : 1 x 12VDC

Power Specifications :

- Power Input : 12V DC IN (Lockable Power Jack)
- Power Consumption : 25W (typ.)(Max.backlight & high CPU load)

Order Options :

SBC		PANEL PC	
RAM	: SO DIMM DDR3 1GB /2GB /4GB	Mechanical	: Stainless Chassis
Storage	: 2.5" HDD/SSD	Touch	: ELO 5 Wires Resistive(Default)
		OS	: Windows XPE(Optional) Windows 7 embedded

Rev.	Reasons	Revised Date
1.0	First release	Mar-12-2013
1.1	Spec Change	Apr-23-2013
1.2	Spec Change	July-23-2013



Note: All Specifications are subject to change without prior notice!

Revised Date:07/23/2013